

Eclipse Round 3 Function Slide Shower

Chrome

VECL040



Congratulations on your purchase of this high quality product from Voda Plumbingware. Please read the following before installation and retain (along with your receipt).

TECHNICAL SPECIFICATIONS

Suitable for Mains Pressure only

Minimum Pressure = 150kPa

Maximum operating Pressure = 500kPa

Maximum operating Temperature = 65 deg. Celsius

For domestic use only.

CONFIGURATION

Mains Pressure systems Install as supplied.

Unequal Low systems This product is not suitable for this type of water pressure.

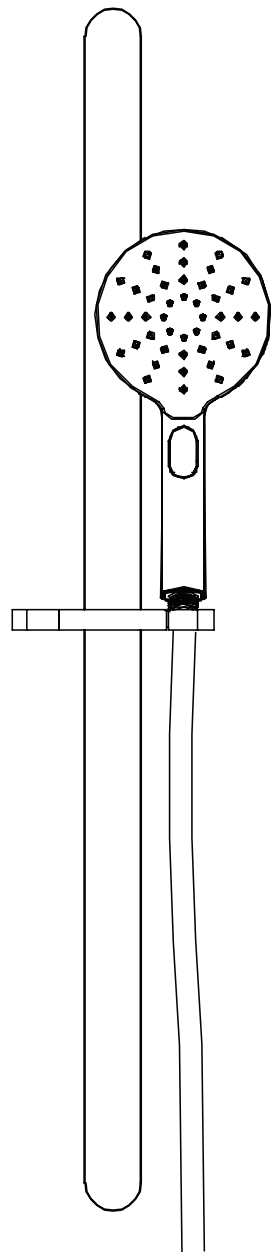
Equal Low systems This product is not suitable for this type of water pressure.

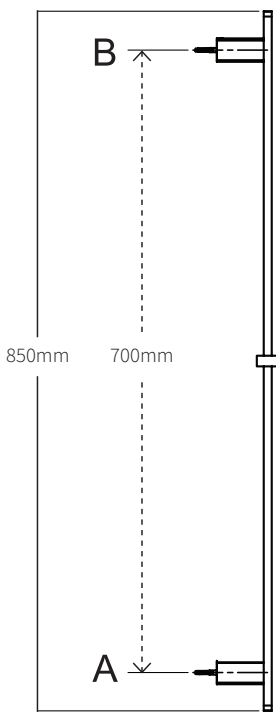
CONTENTS

- Rail with adjuster/holder
- Wall brackets
- Fixing kit
- 1.5m shower hose with flow restrictor disc fitted
- Supply elbow
- Shower handpiece

INSTALLATION

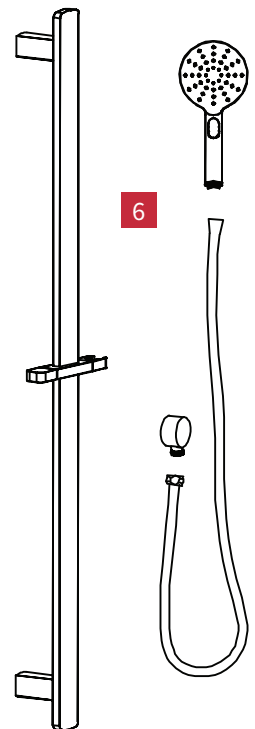
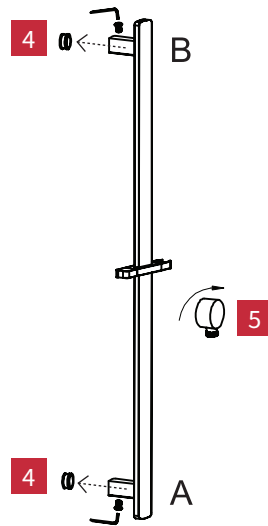
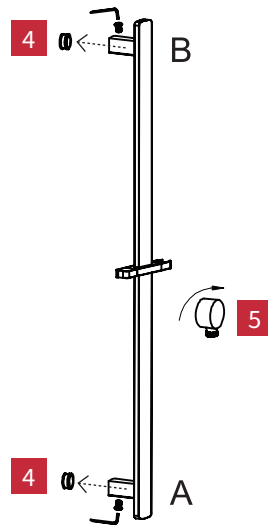
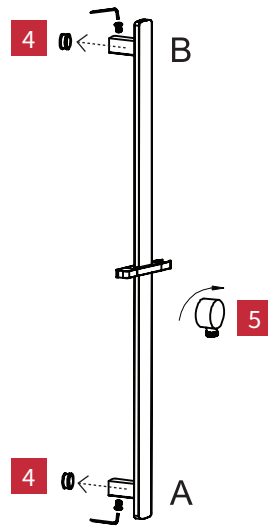
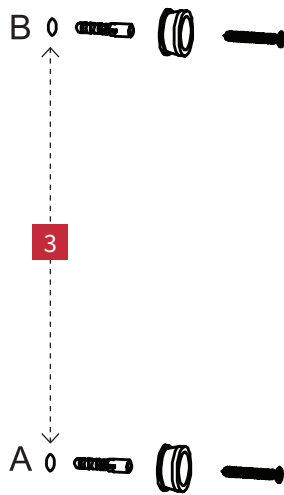
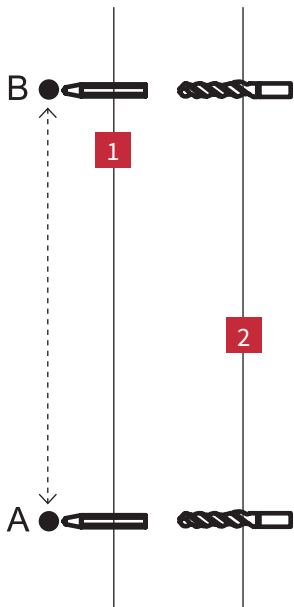
(See next page).





ATTACH PROOF OF PURCHASE HERE

1. Decide where you would like your Shower rail positioned in relation to your elbow (water supply) then measure and mark hole positions (at points A and B) with a pencil at exactly 700mm apart.
2. Drill two holes where you have marked.
3. Fit the wall fixing parts into the drilled holes.
4. Push the rail bracket onto the wall fixings, then tighten the grub screws.
5. Fix the elbow to the water supply.
6. Attach hose to elbow and handpiece then insert the shower handpiece into holder on the rail.



WARRANTY

Please refer to our website for warranty information: www.vodaplumbingware.co.nz/warranty

In the unlikely event that this product fails during its warranty period, phone our Customer Service team immediately on 0508 367 366 – as unauthorised removal of the product may void the warranty.

CARE AND MAINTENANCE

When cleaning your Voda product (including chrome, stainless steel, coloured or any other surface coating) you must not use any type of astringent, abrasive or citric cleaners.

We recommend using only a soft, damp cloth and on occasion a mild soap solution. Try to avoid excessive scrubbing as this could cause damage and void your warranty.