

ECLIPSE

1 Function Slide Shower (Square)

VECL61S

Congratulations on your purchase of this high quality product from Voda Plumbingware. Please read the following before installation and retain (along with your receipt) for future reference.

TECHNICAL SPECIFICATIONS

Suitable for All Pressures

Minimum Pressure = 35kPa

Maximum operating Pressure = 500kPa* (As per NZ Building Code AS/NZ 3500.1)

Maximum operating Temperature = 65 deg. Celsius

For domestic use only.

CONFIGURATION

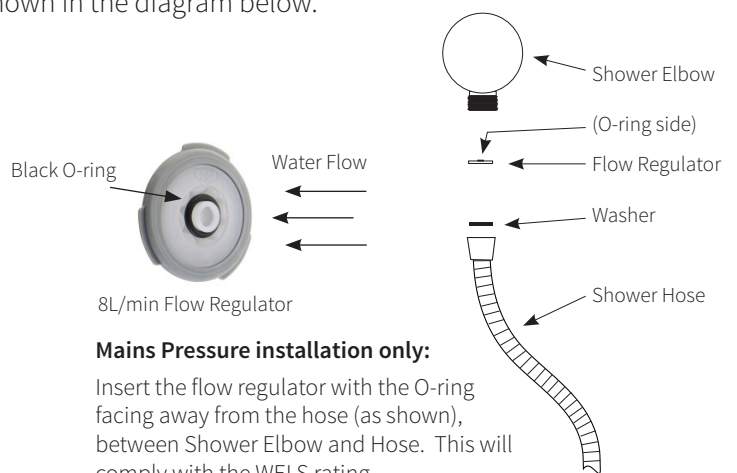
Mains Pressure systems Install the flow regulator as shown in the diagram below.

Unequal Low Systems Install as supplied.

Equal Low systems Install as supplied.

CONTENTS

- Wall brackets
- Fixing kit
- Glide bar with adjuster/holder
- 1.5m shower hose
- Shower Supply Elbow
- Shower Handpiece
- Flow Regulator (for Mains Pressure installations)



Mains Pressure installation only:

Insert the flow regulator with the O-ring facing away from the hose (as shown), between Shower Elbow and Hose. This will comply with the WELS rating.

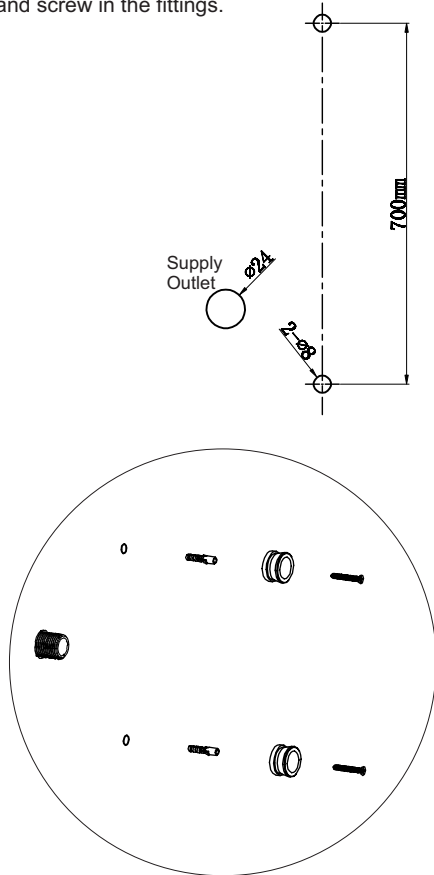
Do NOT fit between handpiece and hose as this can overpressurise the hose and cause premature failure of the shower hose.

INSTALLATION

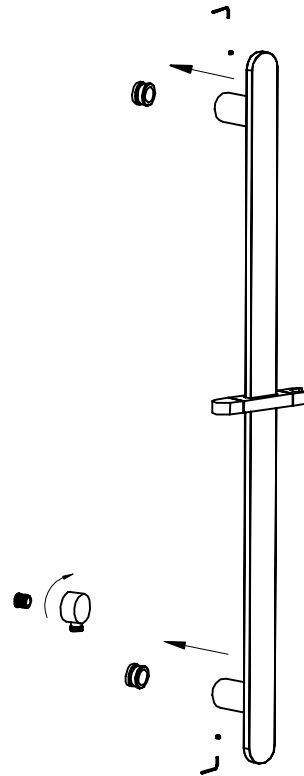
***FOR PRESSURES EXCEEDING 500kPa INSTALL A PRESSURE REDUCING VALVE. THOROUGHLY FLUSH ALL PIPES TO ELIMINATE ANY REMAINING DIRT AND RESIDUE, AND INSTALL INLINE FILTERS. FAILURE TO DO SO MAY VOID THE WARRANTY.**

ATTACH PROOF OF PURCHASE HERE

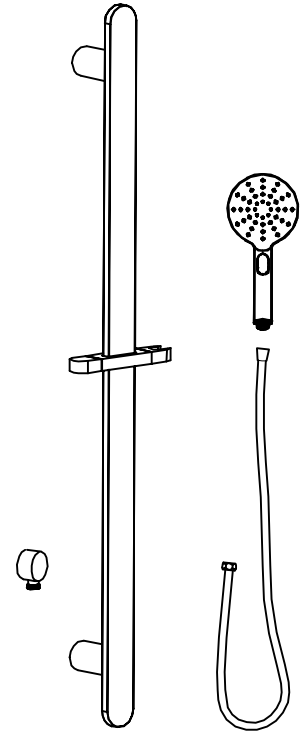
- 1 Drill holes 700mm apart and screw in the fittings.



- 2 Screw on the slide rail making sure the orientation is correct.



- 3 Insert rose, attach hose with conical end to the rose.



WARRANTY

PLEASE CALL US BEFORE REMOVING SLIDE SHOWER OR UNDERTAKING ANY REPAIR WORK.

Please refer to our website for warranty information: www.vodaplumbingware.co.nz/warranty

In the unlikely event that this product fails during its warranty period, phone our Customer Service team immediately on 0508 367 366 – as unauthorised removal of the product may void the warranty.

CARE AND MAINTENANCE

SHOULD NOT BE CLEANED WITH ACIDIC, CAUSTIC/ALKALINE, ABRASIVE OR CITRIC CLEANERS.

A soft, damp cloth is recommended for cleaning (Not a Micro fibre cloth). Mild soap solutions can also be used on occasion.

PROUD PARTNER AND SUPPORTER OF MASTER PLUMBERS, GASFITTERS AND DRAINLAYERS

